

LOC		DIST		REVISIONS			
F	LTR	DESCRIPTION	DATE	DMN	APVD		
Z		REVISED PER ECO-08-012630	22MAY08	HMR	GS		
Z1		REVISED PER ECO-09-020935	09SEP09	KK	AEG		

MOLDED CHARACTERS BOTH SIDES

BLOCK MATERIAL: PHENOLIC, BLACK, PER MIL-M-14, TYPE CFG

AMP, PART NUMBER & DATE CODE MARKED EITHER SIDE.

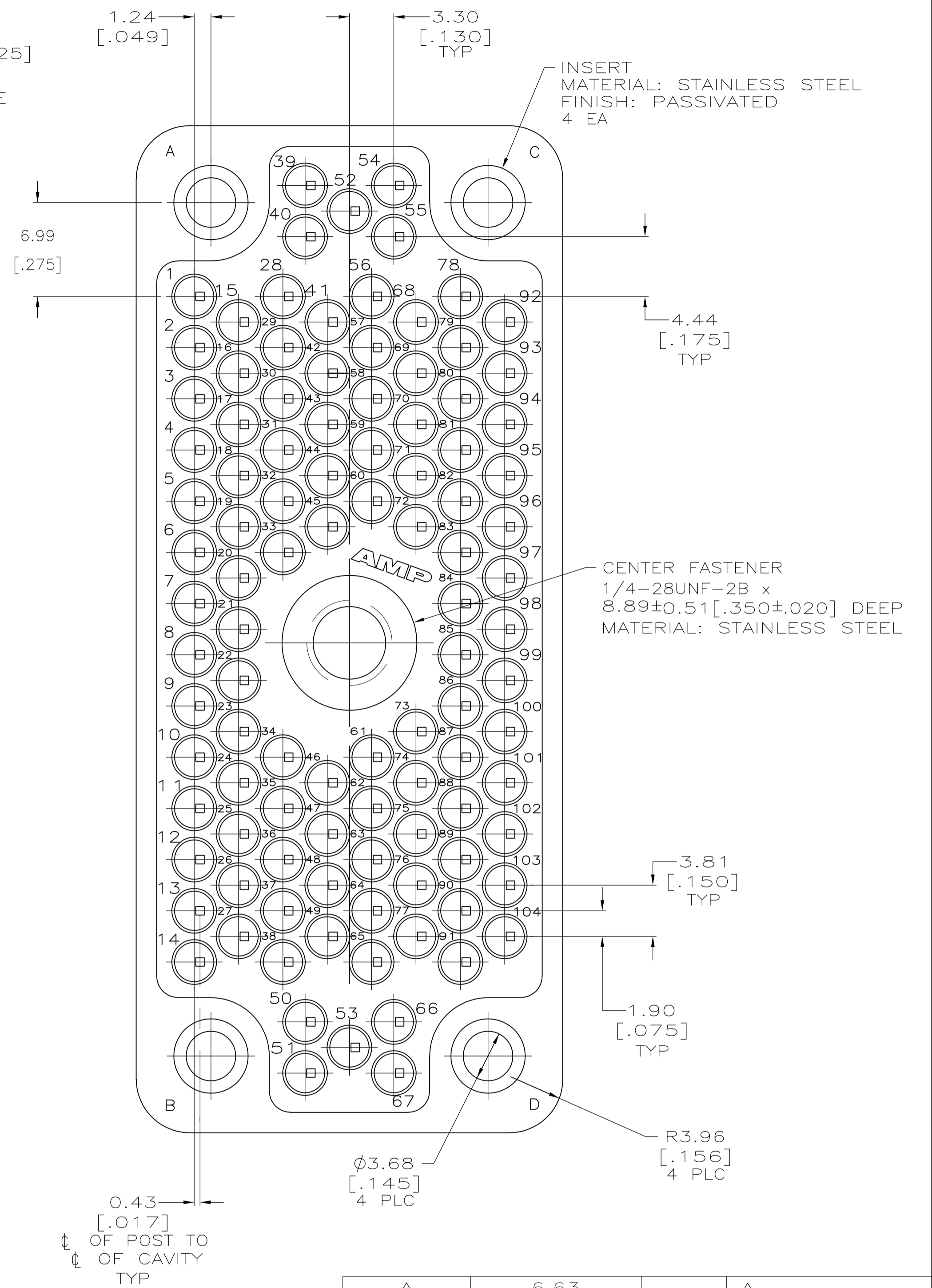
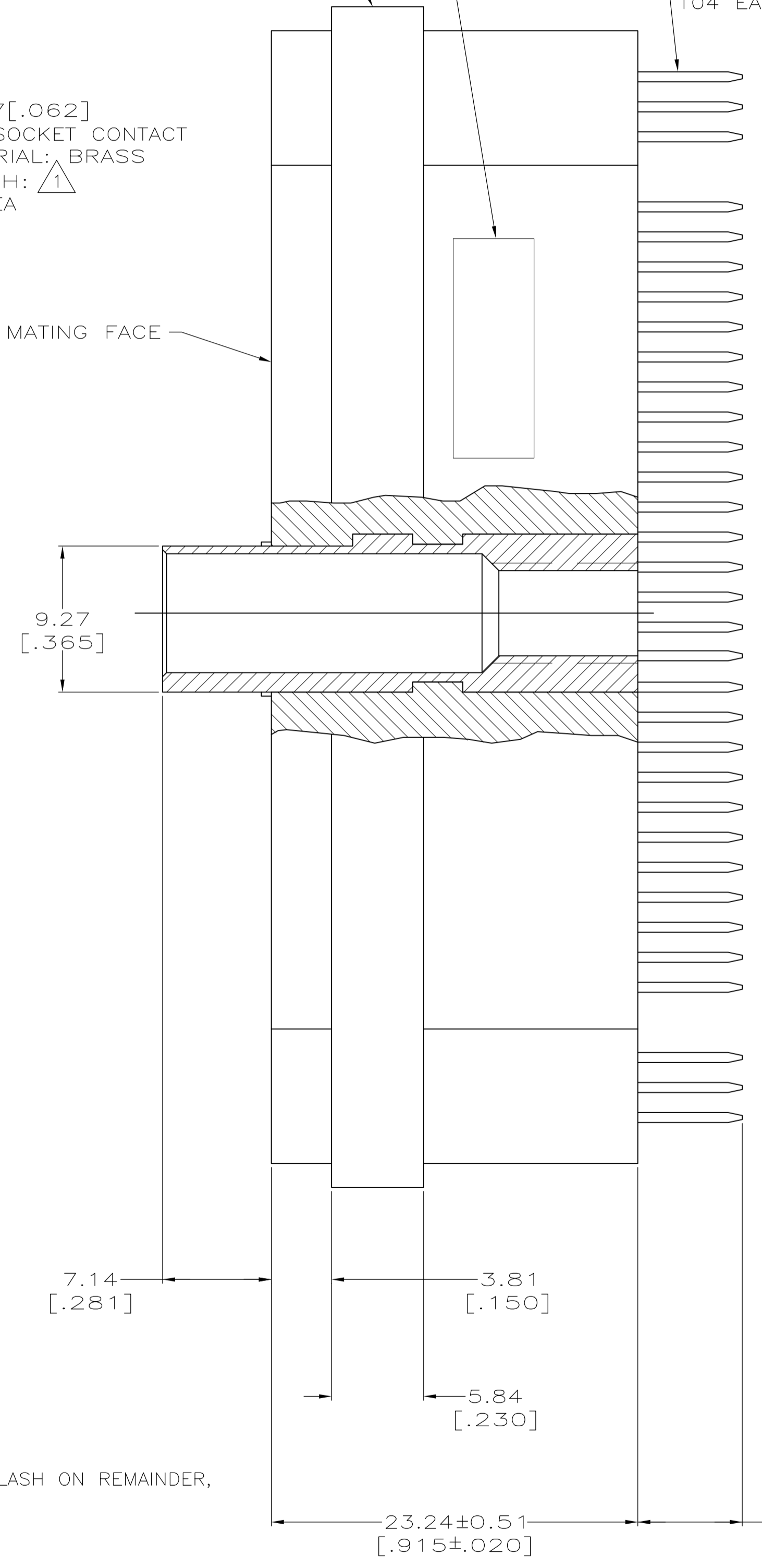
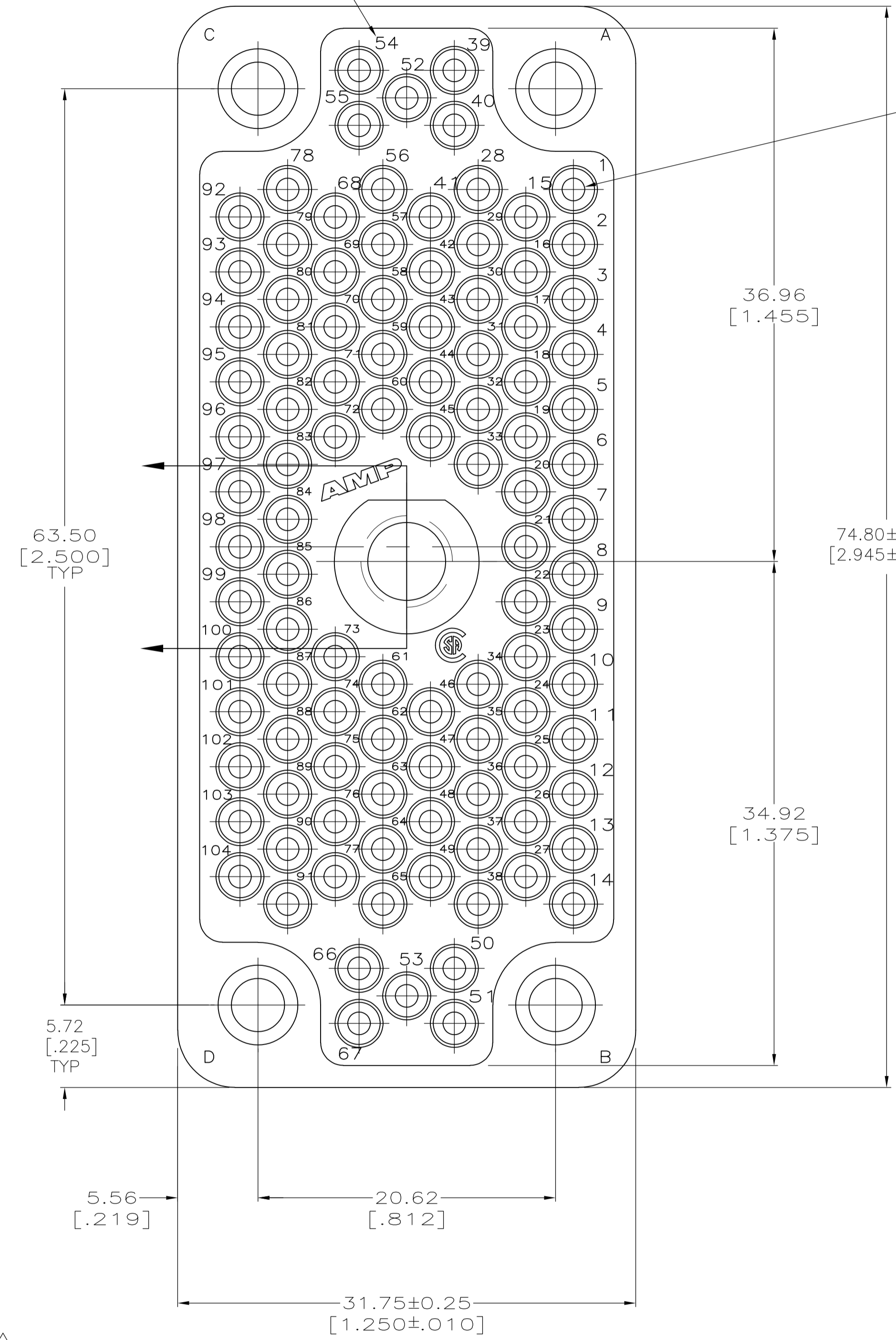
POST Δ 0.64[.025]x0.64[.025] MATERIAL: BRASS FINISH: SEE TABLE 104 EA

INSERT MATERIAL: STAINLESS STEEL FINISH: PASSIVATED 4 EA

ϕ 1.57[.062] #16 SOCKET CONTACT MATERIAL: BRASS FINISH: Δ 104 EA

MATING FACE

CENTER FASTENER 1/4-28UNF-2B x 8.89 \pm 0.51[.350 \pm .020] DEEP MATERIAL: STAINLESS STEEL



- Δ 1 0.76 μ m[.000030] MIN GOLD, INTERNALLY, FOR A LENGTH OF 5.08[.200] FROM MATING END WITH GOLD FLASH ON REMAINDER, ALL OVER 0.76 μ m[.000030] MIN NICKEL.
- Δ 2 POSTS ARE SEMI-AUTOMATICALLY WIREABLE AND WILL ACCOMODATE (SEE TABLE) TERMINATIONS.
- 3 #24 AWG MAX WIRE TO BE USED WITH THIS CONNECTOR.
- 4 FOR PANEL CUTOUT SEE AMP CUSTOMER DWG 201692.
- Δ 5 2.54 μ m[.000100] MIN TIN-LEAD OVER 1.27 μ m[.000050] MIN NICKEL.
- Δ 6 2.54 μ m[.000100] MIN TIN OVER 1.27 μ m[.000050] MIN NICKEL.
- Δ 7 GOLD FLASH OVER .000050 MIN NICKEL.
- Δ 8 PRELIMINARY NOT FOR PRODUCTION.
- Δ 9 OBSOLETE PARTS: OBSOLETE CIS STREAMLINING PER D.RENAUD/D.SINISI

FINISH	PLC	NO OF TERM	PART NUMBER
Δ 7	6.63 [.261]	1	Δ 8 1-205720-1
Δ 6	16.74 [.659]	3	1-205720-0
Δ 5	6.63 [.261]	1	205720-9
	16.74 [.659]	3	205720-2
	6.63 [.261]	1	205720-1
POST FINISH	A	NO OF TERM	PART NUMBER

THIS DRAWING IS A CONTROLLED DOCUMENT.

DMN: C. REIFSNYDER 14 FEB 96	Tyco Electronics Corporation
CHK: R. STONE 22 FEB 96	Harrisburg, PA 17105-3608
APVD: M. MALONIS 22 FEB 96	NAME: SOCKET ASSY, AUTOWIRE, 104 POSN, W/CENTER FASTENER STANDARD M SERIES
DIMENSIONS: mm [INCHES]	APPLICATION SPEC
TOLERANCES UNLESS OTHERWISE SPECIFIED:	SIZE: A1
0 PLC ± -	WEIGHT: -
1 PLC ± -	CAGE CODE: 00779
2 PLC ± 0.13 [.005]	DRAWING NO: 205720
3 PLC ± -	RESTRICTED TO: -
4 PLC ± -	CUSTOMER DRAWING
ANGLES ± -	SCALE: 4:1
	SHEET: 1 OF 1
	REV: Z1